

ALL BRITE TRADE FRAMES



WINDOWS - DOORS - BI-FOLDS - PATIO'S



Welcome to our wide range of precision-made composite doors designed to the highest standards and manufactured right here in the UK.

All our doors are offered with a DoorCo composite doors slab meaning we can offer a wide range of styles, all doors are made with a hard waring GRP outer skin that supply the door with security and a high level of thermal performance,

Our doors are complete with a VEKA reinforced outer frame giving you even more security.

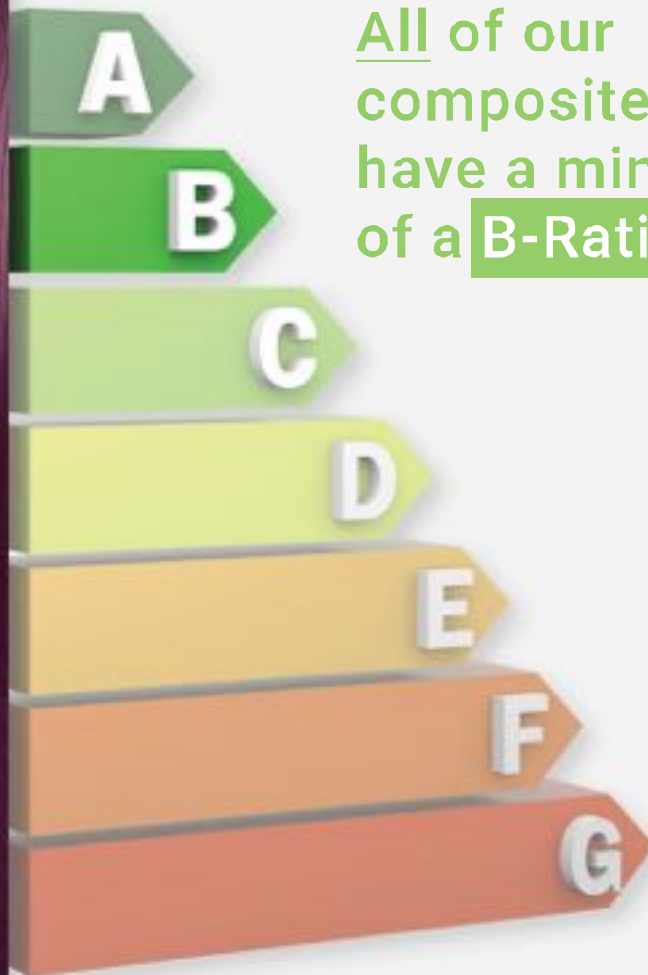


Thermal Performance

Our composite doors are much more thermally efficient than traditional timber or PVC doors

A composite door offers outstanding thermal performance as it's developed using PVCu, timber, insulating foam and GRP (glass reinforced plastic). The combining of these materials makes it far more thermally efficient than your normal entrance door. Composite doors are exceptionally good at stopping cold air from the outside getting indoors and this will make you less dependent on your heating system.

The overall thermal efficiency of a composite door can be influenced by the choice of glazing for the design. Current legislation stipulates that all new doors sold and fitted in England & Wales must have a "U" value not exceeding 1.8W/m²K.



All of our composite doors have a minimum of a **B-Rating**

Traditional door styles



JAMAICA
Page 09



MADEIRA
Page 12



HAWAII
Page 12



DOMINICA
Page 13



KITTS
Page 13



MARGARITA 3
Page 14



MARGARITA 1
Page 14



LUCIA
Page 16



STABLE DOORS

LUCIA
Page 37

TORTOLA TIMOR
Page 37

LUCIA 4 GRID
Page 37

TORTOLA 1
Page 37

TORTOLA DIAMOND
Page 37



MARIGOT
Page 17



CRAFTSMAN
Page 18



GLENEAGLES
Page 19



TIMOR 4
Page 20



TIMOR 2
Page 20



TORTOLA TIMOR
Page 35




TORTOLA 1
Page 36



TIMOR SOLID
Page 39



JAMAICA SOLID
Page 39



ONELITE
Page 40

Choose Your...
*Door *Colour *Glass *Furniture

Contemporary Door Styles



TURIN
Page 22



CASERTA
Page 22



NAPLES
Page 23



ASTI 4
Page 26



TIVOLI
Page 26




TORTOLA REFLECTION
Page 27



TORTOLA DIAMOND
Page 27



TORTOLA 3 DIAMOND
Page 27



ALU-DOORS



MILAN
Page 43



LUCCA
Page 44



BARI
Page 44



MODENA 4
Page 45



PALERMO
Page 45



TORTOLA 3
Page 28



TORTOLA 4
Page 29



TORTOLA CURVE
Page 29



TORTOLA LONGLIGHT
Page 30



MONZA
Page 31



FLORENCE
Page 32




TORTOLA 3 LONG
Page 34

Frame Options

Frame Colours

With Standard colours in black (beck brown), Anthracite grey, Chartwell green, Golden oak, White and Rosewood, our uPVC frames create a wonderful addition to any door style traditional or contemporary.

We also provide a full range of bespoke RAL colour options meaning you can match your frame colour to your composite door or anything you can imagine. Anything is possible!



Thresholds



LOW ALUMINIUM THRESHOLD ON CILL STANDARD PVC THRESHOLD ON CILL STANDARD PVC THRESHOLD LOW ALUMINIUM THRESHOLD MDS 25/5/2 RITB THRESHOLD LOW PVC THRESHOLD ON CILL LOW PVC THRESHOLD

CILLS AVAILABLE IN 180mm, 150mm, 95mm

Our doors are available in a number of solid colours with woodgrain finishes. New modern colour shades such as Chartwell green, duck egg blue and anthracite grey are also now readily available.

Standard Colours



Premium RAL Colours

To give you the option to make your door truly your own, we have an extensive range of colours available to you, with a range of standard colours and unique RAL colours, and should we not show the colour you like just let us know your preferred RAL colour and we can suit your style.



Frame Colours

Due to the limitations of the print process, colour shades may vary from those shown in this brochure. Real samples are available upon request.



Care & Maintenance

All our composite doors give you the best option for longevity and security, meaning this door could last you a lifetime. However, with that longevity and lifespan your door will be exposed to the elements and will need some light care and maintenance. We'd recommend all customers to carry out a care and maintenance routine

- * To clean the door itself, all you need is a bucket of warm soapy water and a nice, soft cloth. (Don't use anything abrasive like a brillo pad or rough sided sponge as this may scratch your finish). The warm, soapy water is all that is required to remove any grit and grime that may have built up on your door.
- * The warm, soapy water can also be used on the frame of the door. Be sure to open the door to get all around the edges of the frames and get any of that concealed dirt that may affect the closing of your door if allowed to build up.
- * Now use a fresh, soft cloth and bucket of warm, soapy water to clean any glass in your door. Dry the glass with another soft, dry cloth and apply a household glass cleaner if you feel the glass needs something a little extra.





EIGHT

SHOWN WITH A
MODERN KNOCKER
AND
SANDBLASTED NUMBER/LETTERS TOP LIGHT

DOOR: JAMAICA
COLOUR: BLACK
GLASS: NAPOLI

DOOR: JAMAICA
COLOUR: OCEAN GREEN
GLASS: DORCHESTER AMBER



DOOR: JAMAICA
COLOUR: CHARTWELL GREEN
GLASS: CLOISTER



DOOR: JAMAICA
COLOUR: STONE BLUE
GLASS: ZINC ARLYNE



DOOR: JAMAICA
COLOUR: SILVER GREY
GLASS: EDGE



Jamaica



DOOR: JAMAICA
COLOUR: SLATE GREY
GLASS: ZINC DUELLO



DOOR: JAMAICA
COLOUR: SILVER GREY
GLASS: OSSETE SANDBLAST



DOOR: JAMAICA
COLOUR: TRAFFIC RED
GLASS: ZINC VOGUE



DOOR: JAMAICA
COLOUR: GUN METAL GREY
GLASS: REFLECTIONS



DOOR: JAMAICA
COLOUR: BABY PINK
GLASS: QUANTUM



DOOR: JAMAICA
COLOUR: ELECTRIC BLUE
GLASS: DECO



DOOR: JAMAICA
COLOUR: PLUM
GLASS: ORCHIS BLACK

DOOR: MADEIRA
COLOUR: CHARTWELL GREEN
GLASS: ZINC HELIA



DOOR: MADEIRA
COLOUR: SLATE GREY
GLASS: ORBITAL



DOOR: MADEIRA
COLOUR: ELECTRIC BLUE
GLASS: WISMAR



DOOR: MADEIRA
COLOUR: PLUM
GLASS: QUANTUM



DOOR: MADEIRA
COLOUR: GOLDEN OAK
GLASS: ZINC CHARM



Madeira | Hawaii



DOOR: HAWAII
COLOUR: OCEAN GREEN
GLASS: ZINC TRISTA



DOOR: HAWAII
COLOUR: TRAFFIC RED
GLASS: ZINC VALERA



DOOR: HAWAII
COLOUR: BLACK
GLASS: AZUSA

DOOR: DOMINICA
COLOUR: GOLDEN OAK
GLASS: RIZZAR CLEAR



DOOR: DOMINICA
COLOUR: CREAM
GLASS: ORCHIS BLUE



DOOR: DOMINICA
COLOUR: PLUM
GLASS: OSSETE SANDBLAST



DOOR: DOMINICA
COLOUR: BLACK
GLASS: CLOISTER



DOOR: DOMINICA
COLOUR: OLIVE
GLASS: ICE



Dominica | Kitts



DOOR: KITTS
COLOUR: CHARTWELL GREEN
GLASS: ZINC DUELLO

DOOR: KITTS
COLOUR: GREEN
GLASS: ORCHIS GREEN



DOOR: KITTS
COLOUR: BABY PINK
GLASS: ZINC CHARM




DOOR: KITTS
COLOUR: ANTHRACITE GREY
GLASS: ZINC ART ELEGANCE



DOOR: KITTS
COLOUR: RED
GLASS: MODENA



DOOR: MARGARITA 3
COLOUR: BLACK
GLASS: ORCHIS BLACK



Margarita



DOOR: MARGARITA 1
COLOUR: ELECTRIC BLUE
GLASS: CLOISTER



DOOR: MARGARITA 3
COLOUR: CREAM
GLASS: WISMAR



DOOR: MARGARITA 3
COLOUR: CHARTWELL GREEN
GLASS: AZUSA



DOOR: MARGARITA 3
COLOUR: CHERRY
GLASS: NEW ZINC CHARM

DOOR: MARGARITA 3
COLOUR: PLUM
GLASS: RIZZAR CLEAR



DOOR: MARGARITA 3
COLOUR: STONE BLUE
GLASS: OSSETE SANDBLAST



DOOR: MARGARITA 3
COLOUR: ROSEWOOD
GLASS: VARIO BLACK



DOOR: MARGARITA 3
COLOUR: TRAFFIC RED
GLASS: ZINC DUELLO



DOOR: MARGARITA 3
COLOUR: SLATE GREY
GLASS: ZINC HELIA

DOOR: LUCIA
COLOUR: CHARTWELL GREEN
GLASS: DORCHESTER GREEN



Lucia



DOOR: LUCIA
COLOUR: PLUM
GLASS: NEW ORLEANS



DOOR: LUCIA
COLOUR: ANTHRACITE GREY
GLASS: CLOISTER

DOOR: MARIGOT
COLOUR: BLACK
GLASS: ZINC HELIA

DOOR: MARIGOT
COLOUR: PLUM
GLASS: ZINC CHARM

DOOR: MARIGOT
COLOUR: GOLDEN OAK
GLASS: ZINC DUELLO

DOOR: MARIGOT
COLOUR: SLATE GREY
GLASS: DORCHESTER AMBER



Marigot



DOOR: MARIGOT
COLOUR: ROSEWOOD
GLASS: OSSETE SANDBLAST

DOOR: CRAFTSMAN
COLOUR: CHARTWELL GREEN
GLASS: CRYSTAL FLOWERS


DOOR: CRAFTSMAN
COLOUR: ELECTRIC BLUE
GLASS: DORCHESTER AMBER

DOOR: CRAFTSMAN
COLOUR: PLUM
GLASS: ZINC ART STAR

DOOR: CRAFTSMAN
COLOUR: SLATE GREY
GLASS: REFLECTIONS



Craftsman



DOOR: CRAFTSMAN
COLOUR: BLACK
GLASS: NEW ORLEANS

DOOR: GLENEAGLES
COLOUR: TRAFFIC RED
GLASS: REFLECTIONS



DOOR: GLENEAGLES
COLOUR: SLATE GREY
GLASS: MATRIX



DOOR: GLENEAGLES
COLOUR: PLUM
GLASS: MURANO BLACK



Gleneagles



DOOR: GLENEAGLES
COLOUR: CHARTWELL GREEN
GLASS: BEAUMONT



SHOWN WITH A
DOCTOR KNOCKER

DOOR: TIMOR 4
COLOUR: BLACK
GLASS: RIZZAR BLACK

DOOR: TIMOR 2
COLOUR: ANTHRACITE GREY
GLASS: ZINC DUELLO



DOOR: TIMOR 2
COLOUR: PLUM
GLASS: ZINC ANITO



DOOR: TIMOR 2
COLOUR: CHARTWELL GREEN
GLASS: ICE



Timor



DOOR: TIMOR 4
COLOUR: ELECTRIC BLUE
GLASS: ZINC HELIA



DOOR: TIMOR 4
COLOUR: BLACK
GLASS: AZUSA

DOOR: TURIN
 COLOUR: CHARTWELL GREEN
 GLASS: NAPOLI

DOOR: TURIN LEFT
 COLOUR: ELECTRIC BLUE
 GLASS: DECO

DOOR: TURIN
 COLOUR: PLUM
 GLASS: QUANTUM

DOOR: TURIN
 COLOUR: SLATE GREY
 GLASS: ZINC ARLYNE



DOOR: CASERTA RIGHT
 COLOUR: BABY PINK
 GLASS: NUMERALS IN GLASS



DOOR: CASERTA RIGHT
 COLOUR: ANTHRACITE GREY
 GLASS: CLOISTER



DOOR: CASERTA LEFT
 COLOUR: OCEAN GREEN
 GLASS: ORBITAL

Turin | Caserta
 Urban Glazing Casette
 (modern aluminium glazing system)


DOOR: NAPLES
COLOUR: TRAFFIC RED
GLASS: TRILINE

DOOR: NAPLES LEFT
COLOUR: OCEAN GREEN
GLASS: CLOISTER

DOOR: NAPLES
COLOUR: CHARTWELL GREEN
GLASS: SPHERE



Naples
Urban Glazing
(modern aluminium glazing system)



A staple in our contemporary door collection. With its long panel style glass and its unique colour range, the Naples is a cut above some of the more simple contemporary styles especially with its aluminium glazing cassette bringing out its modern charm.

Glass used in this door style is also available in the [Caserta](#), [Lucca](#), [Bari](#) and [Monza](#) styles.



DOOR: NAPLES RIGHT
COLOUR: ANTHRACITE GREY
GLASS: NAPOLI



DOOR: NAPLES
COLOUR: ROSEWOOD
GLASS: NUMERALS IN GLASS



DOOR: NAPLES RIGHT
COLOUR: PLUM
GLASS: DECO



Tired of having the same style numbers as the other traditional style doors? Why not use our modern looking 7inch stainless steel wall fitted numerals.



Why not choose a modern style knocker to give you a more contemporary look (see our furniture range)

Tired of seeing letterplates on your door? Why not choose one of our stainless steel wall mounted mail boxes ?



All Brite Trade Benefits

Seen a glass design that isn't in this brochure? Just speak to your installer and leave the rest to us!



Looking for the ultimate security? Why not upgrade your lock cylinder to a market leading 3* diamond plus



Choose from an unlimited selection of RAL colours, the only limitation is your own imagination! (see page 7)

DOOR: TIVOLI
COLOUR: ELECTRIC BLUE
GLASS: SPHERE

DOOR: TIVOLI
COLOUR: OCEAN GREEN
GLASS: CLOISTER

DOOR: TIVOLI LEFT
COLOUR: TRAFFIC RED
GLASS: DECO



Tivoli | Asti 4
Urban Glazing Casette
(modern aluminium glazing system)



With its sleek 4 square design, our asti style is a unique take on a conventional style of contemporary door. Fitted with aluminium cassette this is sure to stand out in more modern properties.

Glass used in this door style is also available in the [Modena](#), [Palermo](#) and [Genoa](#) styles.



DOOR: ASTI 4
COLOUR: PLUM
GLASS: CLOISTER



DOOR: ASTI 4
COLOUR: STONE BLUE
GLASS: DECO

DOOR: ASTI 4
COLOUR: ANTHRACITE GREY
GLASS: NAPOLI

DOOR: TORTOLA DIAMOND RUSTIC
 COLOUR: ELECTRIC BLUE
 GLASS: BULLSEYE

DOOR: TORTOLA DIAMOND FLUSH
 COLOUR: TRAFFIC RED
 GLASS: DECO

DOOR: TORTOLA 3 DIAMOND FLUSH
 COLOUR: ANTHRACITE GREY
 GLASS: CLOISTER



Tortola
 Diamond | Reflection



DOOR: TORTOLA REFLECTION FLUSH
 COLOUR: BLACK
 GLASS: WISMAR



DOOR: TORTOLA REFLECTION FLUSH
 COLOUR: OCEAN GREEN
 GLASS: NEW ZINC CHARM



DOOR: TORTOLA REFLECTION FLUSH
 COLOUR: BLUE
 GLASS: AZUSA

DOOR: TORTOLA 3 RUSTIC LEFT
COLOUR: PLUM
GLASS: ZINK TASK

DOOR: TORTOLA 3 RUSTIC
COLOUR: ELECTRIC BLUE
GLASS: ORCHIS BLUE

DOOR: TORTOLA 3 RUSTIC
COLOUR: TRAFFIC RED
GLASS: CRESCENT

DOOR: TORTOLA 3 RUSTIC RIGHT
COLOUR: CHARTWELL GREEN
GLASS: ZINC CHARM



Tortola 3 Rustic



DOOR: TORTOLA 3 RUSTIC RIGHT
COLOUR: ANTHRACITE GREY
GLASS: RIZZAR BLACK



DOOR: TORTOLA CURVE FLUSH RIGHT
COLOUR: GOLDEN OAK
GLASS: VARIO BLACK

DOOR: TORTOLA CURVE FLUSH LEFT
COLOUR: PLUM
GLASS: OSSICLE

DOOR: TORTOLA CURVE FLUSH LEFT
COLOUR: CHARTWELL GREEN
GLASS: ZINC DUELLO

DOOR: TORTOLA CURVE FLUSH RIGHT
COLOUR: OLIVE
GLASS: CLOISTER



Tortola Curve | Tortola 4



DOOR: TORTOLA 4 FLUSH
COLOUR: OCEAN GREEN
GLASS: ICE



DOOR: TORTOLA 4 FLUSH LEFT
COLOUR: ANTHRACITE GREY
GLASS: NAPOLI



DOOR: TORTOLA 4 FLUSH
COLOUR: TRAFFIC RED
GLASS: ZINC TASK

DOOR: TORTOLA LONGLIGHT FLUSH RIGHT
COLOUR: ANTHRACITE GREY
GLASS: NAPOLI

DOOR: TORTOLA LONGLIGHT FLUSH LEFT
COLOUR: ELECTRIC BLUE
GLASS: CLOISTER

DOOR: TORTOLA LONGLIGHT FLUSH
COLOUR: PLUM
GLASS: NUMERALS IN GLASS

DOOR: TORTOLA LONGLIGHT FLUSH RIGHT
COLOUR: OCEAN GREEN
GLASS: SPHERE



SHOWN WITH
1800 BAR
HANDLE

SHOWN WITH
1800 OFFSET
BAR HANDLE

SHOWN WITH
1200 OFFSET
BAR HANDLE

Tortola Longlight Flush



SHOWN WITH
1200 OFFSET
BAR HANDLE

DOOR: TORTOLA LONGLIGHT FLUSH LEFT
COLOUR: TRAFFIC RED
GLASS: HORIZON



DOOR: TORTOLA LONGLIGHT FLUSH
COLOUR: CHARTWELL GREEN
GLASS: ICE

POSITION OF CASSETTE VARIES WITH DOOR WIDTH

DOOR: MONZA LEFT
COLOUR: ELECTRIC BLUE
GLASS: ORBITAL



DOOR: MONZA
COLOUR: OCEAN GREEN
GLASS: CLOISTER



DOOR: MONZA RIGHT
COLOUR: ANTHRACITE GREY
GLASS: ICE



DOOR: MONZA
COLOUR: CHARTWELL GREEN
GLASS: DECO



Monza



DOOR: MONZA
COLOUR: SILVER GREY
GLASS: TRILINE

A photograph of a modern front door. The door is a vibrant electric blue color. It features a vertical glass insert in the center with a multi-paned design. Below the glass is a silver mail slot. At the bottom center of the door, the number '48' is displayed in a silver, sans-serif font. The door has a silver handle and a lock. To the left of the door is a grey horizontal siding wall with a black lantern-style light fixture. To the right is a light-colored stucco wall with a white downspout. The door is set in a white frame with a transom window above it. The house has a tan brick base and a concrete walkway leading to the door.

SHOWN WITH
DOOR NUMERALS AND LETTERPLATE

DOOR: FLORENCE
COLOUR: ELECTRIC BLUE
GLASS: TRILINE

POSITION OF CASSETTE VARIES WITH DOOR WIDTH

DOOR: FLORENCE RIGHT
 COLOUR: PLUM
 GLASS: SIMPLICITY ZINC

DOOR: FLORENCE LEFT
 COLOUR: OCEAN GREEN
 GLASS: CLOISTER

DOOR: FLORENCE
 COLOUR: ELECTRIC BLUE
 GLASS: TRILINE



Florence




DOOR: FLORENCE
 COLOUR: ANTHRACITE GREY
 GLASS: REFLECTIONS



DOOR: FLORENCE RIGHT
 COLOUR: TRAFFIC RED
 GLASS: HORIZON

DOOR: TORTOLA 3 LONG FLUSH
 COLOUR: BLACK
 GLASS: ORCHIS



Tortola 3 long



SHOWN WITH
 1200 OFFSET
 BAR HANDLE



SHOWN WITH
 1200 BAR
 HANDLE



SHOWN WITH
 1200 BAR
 HANDLE



SHOWN WITH
 1900 BAR
 HANDLE



DOOR: TORTOLA 3 LONG FLUSH
 COLOUR: CHARTWELL GREEN
 GLASS: ZINC DUELLO

DOOR: TORTOLA 3 LONG FLUSH
 COLOUR: ELECTRIC BLUE
 GLASS: AZUSA

DOOR: TORTOLA 3 LONG FLUSH
 COLOUR: OCEAN GREEN
 GLASS: WISMAR

DOOR: TORTOLA 3 LONG FLUSH LEFT
 COLOUR: TRAFFIC RED
 GLASS: ZINC CHARM

DOOR: TORTOLA TIMOR RUSTIC
COLOUR: ELECTRIC BLUE
GLASS: ZINC DUELLO



DOOR: TORTOLA TIMOR RUSTIC
COLOUR: BLACK
GLASS: ZINC CHARM



DOOR: TORTOLA TIMOR RUSTIC
COLOUR: TRAFFIC RED
GLASS: ORCHIS RED



DOOR: TORTOLA TIMOR RUSTIC
COLOUR: ROSEWOOD
GLASS: CLOISTER



Tortola Timor



DOOR: TORTOLA TIMOR RUSTIC
COLOUR: CHARTWELL GREEN
GLASS: ICE

DOOR: TORTOLA 1 RUSTIC
COLOUR: ROSEWOOD
GLASS: ZINC HELIA



Tortola 1 Rustic



DOOR: TORTOLA 1 RUSTIC
COLOUR: ANTHRACITE GREY
GLASS: AZUSA



DOOR: TORTOLA 1 RUSTIC
COLOUR: PLUM
GLASS: CLOISTER



DOOR: TORTOLA 1 RUSTIC
COLOUR: CHARTWELL GREEN
GLASS: ZINC DUELLO

DOOR: RUSTIC LUCIA STABLE
COLOUR: BLACK
GLASS: OBSCURE



Stable Doors



DOOR: RUSTIC LUCIA STABLE 4 GRID
COLOUR: ANTHRACITE GREY
GLASS: OBSCURE



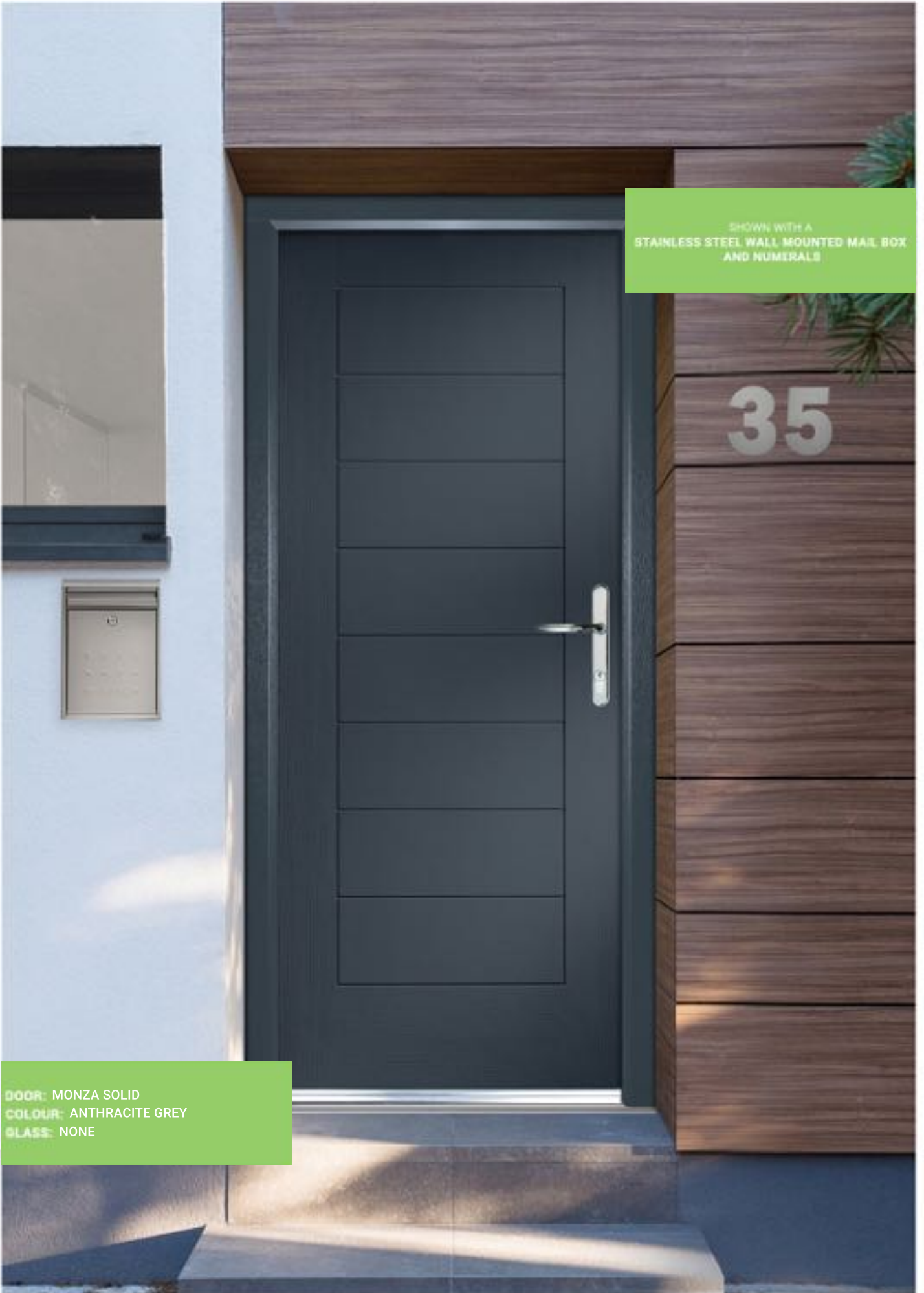
DOOR: RUSTIC TORTOLA TIMOR STABLE
COLOUR: CHARTWELL GREEN
GLASS: ZINC CHARM



DOOR: RUSTIC TORTOLA 1 STABLE
COLOUR: WHITE
GLASS: ZINC HELIA



DOOR: RUSTIC TORTOLA DIAMOND STABLE
COLOUR: STONE BLUE
GLASS: BULLSEYE



SHOWN WITH A
STAINLESS STEEL WALL MOUNTED MAIL BOX
AND NUMERALS

DOOR: MONZA SOLID
COLOUR: ANTHRACITE GREY
GLASS: NONE

DOOR: RUSTIC SOLID
COLOUR: STONE BLUE
GLASS: NONE



DOOR: GENOA SOLID
COLOUR: ANTHRACITE GREY
GLASS: NONE



Solid Doors



DOOR: JAMAICA SOLID
COLOUR: PLUM
GLASS: NONE



DOOR: TIMOR SOLID
COLOUR: ELECTRIC BLUE
GLASS: NONE

DOOR: ONELITE
COLOUR: WHITE
GLASS: BLINDS



DOOR: DOMINICA 4 GRID
COLOUR: WHITE
GLASS: OBSCURE



Rear Entrance Doors
(suggestions)

BLINDS ALSO AVAILABLE



DOOR: DOMINICA
COLOUR: ANTHRACITE GREY
GLASS: OBSCURE



DOOR: TORTOLA 1 RUSTIC
COLOUR: ROSEWOOD
GLASS: OBSCURE



DOOR: GLENEAGLES
COLOUR: CHARTWELL GREEN
GLASS: OBSCURE

TIMOR SOLID

TIMOR 2

TIMOR 4

MADEIRA LEFT

MADEIRA RIGHT

LONGLIGHT

JAMAICA

HAWAII



Sidepanel Options




DOOR: GLENEAGLES WITH LONGLIGHT SIDEPANELS
 COLOUR: CHARTWELL GREEN
 GLASS: BEAUMONT



DOOR: MODENA
COLOUR: ANTHRACITE GREY
GLASS: CLOISTER

DOOR: MILAN
 COLOUR: ANTHRACITE GREY
 GLASS: CLOISTER



Milan
 Alu-door

Alu-doors

Our 'Alu-door' range are glazed with a modern aluminium finish glazing cassette on a textured finish aluminium looking door slab which will give your home an ultra modern look.

Alu-doors feature a decorative groove on the external surface of the door. Some also have a hand-painted finish. Whilst alu-doors are shown in anthracite grey, the full range of RAL colours are available



DOOR: MILAN
 COLOUR: ANTHRACITE GREY
 GLASS: NAPOLI



DOOR: MILAN
 COLOUR: ANTHRACITE GREY
 GLASS: SPHERE

DOOR: LUCCA
COLOUR: ANTHRACITE GREY
GLASS: ICE

DOOR: LUCCA
COLOUR: ANTHRACITE GREY
GLASS: TRILINE

DOOR: LUCCA
COLOUR: ANTHRACITE GREY
GLASS: NAPOLI



SHOWN WITH
1200 SQUARE
HANDLE

Lucca | Bari
Alu-door



SHOWN WITH
1200 BAR
HANDLE



SHOWN WITH
1200 BAR
HANDLE



SHOWN WITH
1200 BAR
HANDLE

DOOR: BARI
COLOUR: ANTHRACITE GREY
GLASS: ORBITAL

DOOR: BARI
COLOUR: ANTHRACITE GREY
GLASS: DECO

DOOR: BARI
COLOUR: ANTHRACITE GREY
GLASS: SPHERE

DOOR: MODENA 4
COLOUR: ANTHRACITE GREY
GLASS: DECO



Modena | Palermo
Alu-door








DOOR: PALERMO
COLOUR: ANTHRACITE GREY
GLASS: TAHOE BLACK



DOOR: PALERMO
COLOUR: ANTHRACITE GREY
GLASS: CRESCENT



DOOR: PALERMO
COLOUR: ANTHRACITE GREY
GLASS: NAPOLI

-  ANTIQUE BLACK
-  POLISHED CHROME
-  SATIN SILVER
-  WHITE
-  POLISHED GOLD
-  BLACK
-  BRUSHED STEEL/ GRAPHITE

Furniture options




SLIM URN KNOCKER




SLIM URN KNOCKER WITH SPYHOLE




STANDARD URN KNOCKER WITH SPYHOLE




STANDARD URN KNOCKER




DOOR NUMERALS




DOOR KNOB




LEVER HANDLE




LETTERPLATE




BULL RING KNOCKER




HEART DOOR KNOCKER




HONEYCOMB BEE DOOR KNOCKER




BEE DOOR KNOCKER




DOCTOR KNOCKER




MODERN KNOCKER




PAD HANDLE




SECURITY CHAIN / SPYHOLE

HANDLES AND LETTERPLATES ARE FITTED. ALL OTHER FURNITURE SUPPLIED LOOSE FOR YOUR INSTALLER TO FIT.

Bar Handles



600/800/1200/1800MM
STAINLESS STEEL T-BAR OFFSET



1200MM
STAINLESS STEEL T-BAR INLINE SQUARE



600/800/1200/1800MM
STAINLESS STEEL T-BAR INLINE



BOW HANDLE



Finishing Touches

2



7" STAINLESS STEEL WALL MOUNTED NUMERALS STAINLESS STEEL MAIL BOX

Security Upgrade?

Want even more security? Why not upgrade to the 3* Diamond Plus Ultion lock or similar. All Unique doors can be fitted with one. This will give you the added security some may look for.

With a molybdenum alloy core, which is 25% denser than iron, this lock has cemented itself as a leader in the industry.



ALL BRITE TRADE FRAMES

WINDOWS – DOORS – BI-FOLDS – PATIO'S

Unit 5 Mosesgate Workshops, Gladys Street,
Farnworth, Bolton, Lancashire, BL3 2QG

Tel: 01204 572368

Fax: 01204 707812

Email: quotes@allbritetrade.co.uk

www.allbritetrade.co.uk